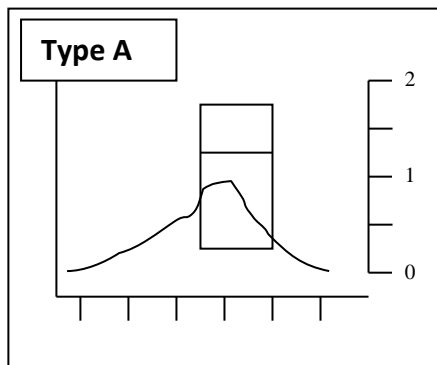


Tympanometry interpretation guide



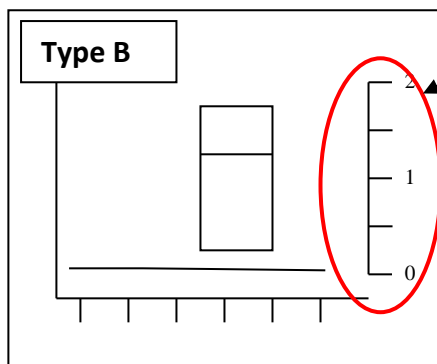
Results consistent with:

Normal middle ear function

OR

Blocked grommet with normal middle ear function

No need to refer to canal volume measurement



Refer to canal volume:

<0.2cc (Low)

Results consistent with:

Wax blockage

OR

Tip placed against ear canal wall – *repeat test*

0.2-1.5cc (Normal)

Results consistent with:

Middle ear fluid

OR

Blocked grommet with middle ear fluid

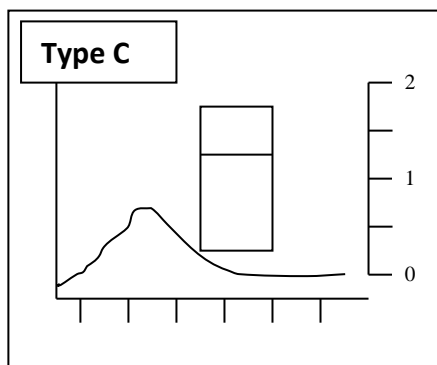
>1.5cc (High)

Results consistent with:

Perforated ear drum

OR

Patent grommet



Results consistent with:

Eustachian tube blockage

OR

Blocked grommet with eustachian tube blockage

No need to refer to canal volume measurement